

Setup Sheet

Driver Details

Name

Date

Wheels and Tyres

Rear Foam	Front Foam
Rear Dia. mm	Front Dia. mm
Rear Additive <input type="checkbox"/>	Front Additive <input type="checkbox"/>
Rear Glue Dots <input type="checkbox"/>	Front Glue Dots <input type="checkbox"/>

Notes

Surface

Track Type Smooth Bumpy Tight Open

Grip High Med Low

Chassis and Electrics

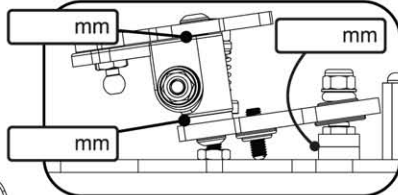
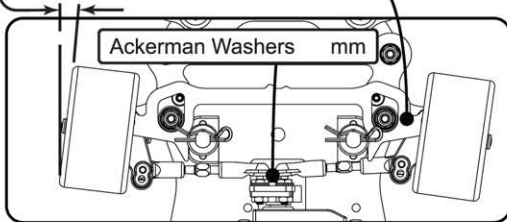
S1 <input type="checkbox"/> Carbon <input type="checkbox"/>	Motor
Bodyshell	Spur
Wing	Pinion
E.S.C	mm/rev
Servo	Timing Deg
Receiver	
Battery	1S <input type="checkbox"/> Shorty <input type="checkbox"/>

Motor and Gearing

Front

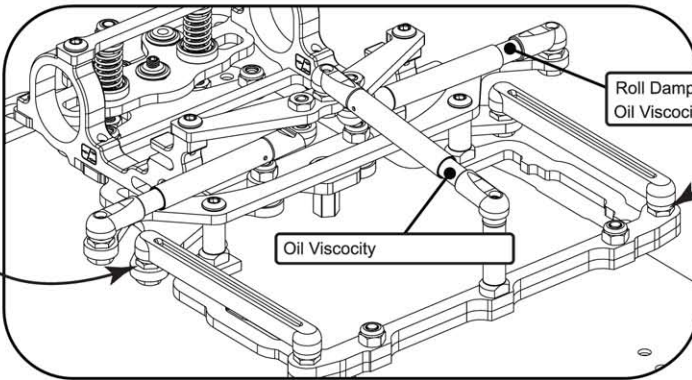
Front Ride Height mm Front Droop mm

Front Toe In ° Camber Plate 1° 1.5° 2°



- 5lb/in White
 - 7lb/in Yellow
 - 10lb/in Blue
 - 14lb/in Green
 - 19lb/in Red
 - 26lb/in Black
-

Centre



Roll Dampers Yes No
Oil Viscosity

- None
- White
- Blue
- Red
- Black

- None
- White
- Blue
- Red
- Black

Rear

Motor Spacer 0 1 2

Rear Ride Height mm

- 5lb/in White
 - 7lb/in Yellow
 - 10lb/in Blue
 - 14lb/in Green
 - 19lb/in Red
 - 26lb/in Black
-

Diff Yes No

30g Weight

Rear Droop mm

Rear Droop Screws 1 2

Ride Height Adjuster

